



MODULAR IN-PLANT STRUCTURES


QUICK, CLEAN & QUIET TURNKEY INSTALLATION

ROOMS | ENCLOSURES | MEZZANINES | ISOLATION SYSTEMS | COMPONENTS



OFFICES | PROCESS ENCLOSURES | SOUND ENCLOSURES | CONTROLLED ENVIRONMENTS | CMM ROOMS | CLEANROOMS | LABS | GROW ROOMS



2-WALL | 3-WALL | TALL WALLS | FREE STANDING | DEMISING | PARTITIONS



CURTAIN WALLS | BARRIER SYSTEMS | INDOOR | OUTDOOR | RETRACTABLE | WASH DOWN | DUST CONTROL | SOUND BARRIER



SOLID, WIRE MESH & HYBRID PARTITION SYSTEMS & ENCLOSURES



MEZZANINES | ELEVATED OFFICES | STORAGE AREAS | MECHANICAL PLATFORMS | MANUFACTURING SPACE | CATWALKS

EMPIRE TECH SOLUTIONS, INC.
1151 PITTSFORD-VICTOR RD.
PITTSFORD, NY 14534

585-924-8980
SALES@EMPIRE-TECH.NET